

Guide to **Lead-Safe** **Housing**

for tenants and
first time home
buyers
Plus
Healthy Housing
Guide



Table of Contents

What is lead poisoning?	1
How can I tell if my home has lead?	1
Looking for lead	3
If I am moving, what should I look for?	4
What if I am buying a home?	5
Where else is lead found?	6
What can I do to protect my child?	7
How can I make my home safer?	8
How can I safely paint my home?	9
What if my landlord is planning to paint?	10
Seven steps to healthy housing	12
What are my responsibilities as a tenant?	16
How do I request repairs from my landlord?	17
What if my landlord won't make the repairs?	18
What does the law require?	20
Tenant Resources for Lead-Safe Housing	21

*Thanks to Catholic Charities of the East Bay,
East Bay Community Law Center, and the California
Occupational Lead Poisoning Prevention Program
for contributing valuable insight and assistance.*



Original booklet design: Winter Graphics, Berkeley CA

Produced by the Alameda County Lead Poisoning Prevention Program.
Funded in part by a grant from the U.S. Department of Housing and Urban
Development and the California Department of Public Health.

October 2008

What is Lead Poisoning?

- Lead is a toxic metal. This means it is poisonous to our bodies.
- Children under 6 years old are most at risk.
- Lead is found in old layers of paint and in dirt.
- When young children eat or breath in lead dust, it can harm their brains.
- Lead poisoning can make it hard for children to learn, pay attention and behave.

Lead poisoning can be prevented!

How can I tell if my home has lead?

Houses and apartments built before 1978 often have lead paint under the surface layers. Older buildings have more lead than newer buildings.

Is the paint in good condition?

Paint in good condition is **not** a hazard. Lead paint is a hazard when the paint peels or is scraped or sanded. Watch out for paint chips and dust!



Danger!

What does an older building look like?
...You may be surprised!

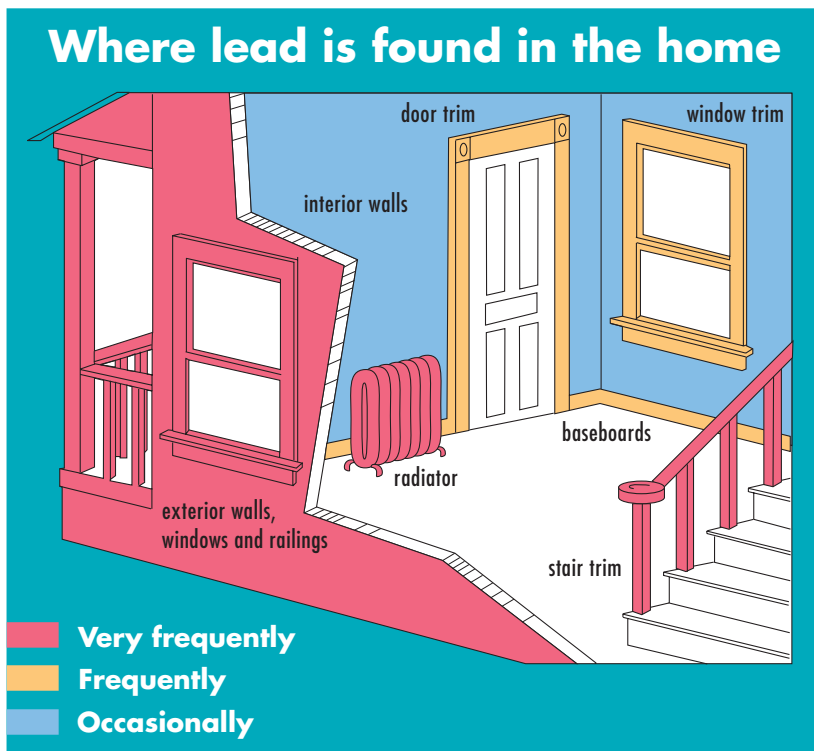
This is a very old building.
Old houses like this have beautiful detail but they also have **a lot of lead paint!**



This is a newer building.
Newer buildings may look plain but are often more lead-safe.

Older buildings have more lead paint.
Look for peeling paint!

Looking for Lead



Look for peeling paint, especially on window frames and wood trim. Look carefully at the outside of the building, window sills and frames, doors and door frames, and walls in the kitchen and bathroom.

Look for dust. Do you see dust and debris from chipping paint or home repairs?



Look for bare dirt, especially in play areas. Bare dirt near old buildings and busy roads may have lead.



There are ways to test the paint, dust and soil for lead. For more information call the Alameda County Lead Poisoning Prevention Program at 510-567-8280 or go to www.aclppp.org

If I am moving what should I look out for?

If you have a child under 6 years old, or if you are pregnant, it is very important to find lead-safe housing.

Ask – Was this home built before 1978?

Look – Use the “looking for lead” guide on the previous page. Is the paint peeling?

Know – Landlords are required to give you a pamphlet called “Protect Your Family From Lead in Your Home”. Read it carefully. *If* any lead testing has been done, they are required to give you the results.



What if I am buying a home?

If you have young children, are planning a family, or buying a “fixer-upper” here are some things to help keep you and your family safe from lead:

- Find out what year the home was built.
- See pages 3-4 for what to look out for.
- Ask the seller for any past lead test results. If any lead testing was done, they are required to give you the results.
- You have the right to have lead testing done before you commit to purchasing the property.
- If your home needs work, take steps to learn how to work lead safe or hire a contractor who is trained in lead-safe work practices. Go to www.aclppp.org for more information.



Here are some organizations that help people who are buying their first home:

- **ACORN Housing Corporation** First-Time Home Buyer Workshops: 510-436-6532
- **Unity Council Home Ownership Center:** 510-535-6900
- **City of Oakland**
First-Time Home Buyers Assistance: 510-238-7486

Where else is lead found?

Lead is also found in:

- **Some pottery and dishes**

Some imported, older or handmade dishes and pots have lead. They should not be used for food or drinks.



- **Some home remedies,**

such as Azarcon, Greta, Paylooah and



Liga (bright orange, yellow or white powders).

- **Make-up such as Surma, Kohl and Kajal.**

- **Some imported candies,** toys, plastics and other consumer products. Visit www.recalls.gov.

- **Some jobs,** such as painting old houses and working in a battery factory. For more information call the California Occupational Lead Poisoning Prevention Program at 866-627-1587.



If you work with lead, don't take lead dust home!

What can I do to protect my child?

- **Have your child's blood tested for lead.**

Most children with lead poisoning do not look or act sick. The only way to know if your child has lead poisoning is for your child to get a blood test for lead.



Talk with your child's doctor. Your child should be tested for lead:

- ✓ at 12 and 24 months of age,
- ✓ if they are under 6 years old and have never been tested, or
- ✓ if you think they may have been exposed to lead.

If your doctor agrees that your child is at risk for lead poisoning, your health insurance plan or Medi-Cal must cover the cost of the test.

- **Feed your child healthy meals** that are low in fat, snacks that include vegetables, and food with calcium, iron and vitamin C.

- **Wash your child's hands and fingernails often,** especially before they eat or sleep.

- **Do not let your child chew on painted surfaces or eat paint chips.**

Use a wet sponge or mop to clean up the dust around any area with peeling paint.





- **Look for peeling paint** and report it to your landlord.

How can I make my home safer?

- **Keep your home clean and dust-free**

Mop floors, wet wipe window sills, and vacuum floors often.



- **Take off shoes or wipe them on a doormat before going inside.** Keep lead dust outside.

- **Plant bushes or grass to cover bare dirt.**

- **If you work with lead, change out of your work clothes and wash up before coming home.** Don't bring lead home.



Jane Norling Designs

- **Learn about lead-safe work practices before you paint.** Call the Alameda County Lead Poisoning Prevention Program at 510-567-8280 or visit www.aclppp.org.

How can I safely paint my home?

It is your landlord's responsibility to maintain your home in good condition. If you are going to paint, notify your landlord.

Never dry sand, dry scrape, power wash or sandblast old layers of paint. This can poison your family.



There are ways to paint safely. If you must do prep work, call the Alameda County Lead Poisoning Prevention Program at 510-567-8280 or visit www.aclppp.org to learn more before you start!

Be sure to:

- **Keep children and pregnant women out** of the work area.
- **Contain the paint chips.** Tape down heavy 6 mil plastic to catch the paint chips. Cover furniture and vents.
- **Work wet.** Mist surfaces before scraping.
- **Protect yourself** with a properly fitted N100 or P100 respirator.
- **Clean up well.** Thoroughly wet clean all surfaces in the work area and use a HEPA vacuum cleaner.



Work wet, work clean, work smart to work lead safe.

What if my landlord is planning to paint?

Fresh paint is good!

Painting a home or apartment is an important part of maintaining a property. Your landlord will need access to your home. Furniture may need to be moved and covered up. The work may disrupt your home for a little while but it will help make your home safer and look better.



If the old paint is in good condition, the work should only involve adding a new coat of paint. Adding a new coat of paint does not create a lead hazard.

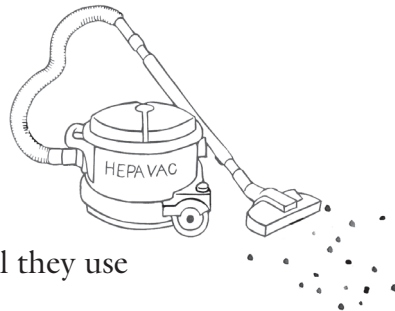
What to do if your home was built before 1978

If the paint is chipping or peeling, some prep work will need to be done before painting begins. If your home was built before 1978, it is important that the painter controls and contains the paint chips and dust.

Ask your landlord: Will the old paint be sanded or scraped?

If yes ask:

- How will they contain the paint chips and dust?
- Will they put heavy plastic down to catch the chips?
- Will they work wet?
- How will they clean up? Will they use a HEPA vacuum cleaner?



Refer your landlord or painter to the Alameda County Lead Poisoning Prevention Program at 510-567-8280 for free information and classes. Many landlords and painters are still learning how to work lead-safe.

Protect your family. Do not enter the work area, especially children and pregnant women. Make sure the area is thoroughly wet-cleaned before any young children re-enter the area.

What if there is a problem?

If you think your landlord is doing unsafe paint prep work, call the Alameda County Lead Poisoning Prevention Program or your local city building department.

Seven Steps to Healthy Housing

Homes are intended to be safe and healthful places to live. However, there are many hazards in homes that can lead to asthma, lead poisoning, injuries or other health problems. By using these seven principles, most housing-based hazards can be eliminated.

1. Keep the Home Dry

By maintaining the roof, gutters, drainage, and interior sources of moisture, most homes can be kept dry.

- Excess moisture in homes allows mold growth that can affect health including an increase of asthma symptoms and respiratory infections.
- Make sure the roof, windows and siding are in good repair to keep rainwater out.
- Keep gutters and downspouts clear and intact and make sure that water drains away from the structure at the foundation.
- Most plumbing leaks occur at fixtures. Inspect and maintain seals at toilets, under sinks, and shower surrounds and pans.



2. Keep the Home Clean

Through regular cleaning, reducing dust brought into the home, and eliminating clutter, homes can be kept clean.

- Pesticides, allergens, and general chemicals in the home can cause allergic reactions, asthma and asthma exacerbation, and toxic exposure effects.
- Keep outside contaminants out by wiping feet well or removing shoes when you come inside.
- Use regular house cleaning to get rid of settled dust.

3. Keep the Home Pest-Free



- Keep pests out by sealing entry holes, eliminating leaks and standing water, and keeping food in sealed containers.
- Many pesticides are harmful to people. Use materials that are less toxic to humans such as diatomaceous earth and boric acid to get rid of insects.
- For more information, call your local vector control agency. In Alameda County, call Alameda County Vector Control at **510-567-6800**.

4. Keep the Home Ventilated

Homes can be kept well ventilated by using exhaust fans in kitchens and bathrooms and by opening windows.

- Cooking and bathing generate moisture and require adequate ventilation to prevent excess moisture from building up. All exhaust fans in kitchens and bathrooms and clothes dryers should be vented to the exterior of the building, not in an attic or crawl space.

5. Keep the Home Safe

Homes can be kept safe by maintaining the home and safety equipment such as smoke detectors.

- An injury is NOT the same as an accident. Most injuries are preventable.
- Keep clutter to a minimum to avoid tripping hazards in your home.
- Outdoor porches, stairs and decks should be inspected regularly to ensure that they are structurally sound.
If a structural hazard is suspected, do not use the area until repairs are made.
- Don't overload electrical systems. Outlets near water sources or outdoors should have Ground Fault Circuit Interrupter (GFCI) protection.
- Place smoke detectors in hallways, bedrooms and living rooms and change the batteries at least yearly; a good time to do this is when the change to Daylight Savings Time occurs.
- Keep flammable materials in a cool, well-ventilated space.
- Buy a fire extinguisher and mount it on the wall of the kitchen and read the directions so you'll know how to use it.
- **In case of fire, leave the building and call 911.**
- If you can, retrofit your home for earthquake safety and make sure the water heater is secured so it doesn't fall over during an earthquake. For more information call The California Seismic Safety Commission at **916-263-5506**.


6. Keep the Home Contaminant-Free

Homes can be kept contaminant free by using safe household products and keeping painted surfaces in good condition.

- Keep all materials that are toxic (cleaners, paints, solvents, and medicines) out of the reach of children and in locked cabinets.
- **Never mix cleaners together.**
- To dispose of household chemicals, contact your local waste management company. In Alameda County call the Alameda County Household Hazardous Waste disposal site at **800-606-6606**.

7. Keep the Home Maintained

- Internal and external home systems should be inspected regularly to ensure they are functioning properly.
- Some maintenance activities require the use of trained professionals.



What are my responsibilities as a tenant?

A tenant must take reasonable care of the rented property and is responsible for repairing any damage caused by the tenant, the tenant's guests, children or pets. In addition the tenant must do all of the following:

Keep the home as clean and sanitary as the condition of the building permits.


- Use the gas, electrical and plumbing fixtures properly.
- Dispose of trash and garbage in a clean and sanitary manner.
- Do not destroy, damage or deface the premises or allow anyone else to do so.
- Do not alter or remove any part of the rental unit, appliances, or any structure on the rented property, or allow anyone else to do so.
- Promptly inform the landlord if repairs are needed.
- Allow the landlord or his workers access to the unit to make repairs when repairs are necessary, upon 24-hours notice and during reasonable business hours.



How do I request repairs from my landlord?

1. Notify your landlord in writing.

Be specific about the repairs needed. Include the date. Keep a copy of the letter. Send the letter to the landlord or property manager by certified mail with a return receipt requested.



It's also a good idea to give the landlord or property manager a call. Keep a record of your calls.

2. Continue to pay your rent.

Withholding your rent could result in an eviction notice and damage your credit.

3. Give the landlord reasonable time to complete the repairs.

What is considered reasonable will depend on the seriousness of the repairs needed.

Please note: It is against the law for your landlord to retaliate against you for requesting repairs.

What if my landlord won't make the repairs?

Consult with a legal aid, mediation or tenant assistance program. The East Bay Community Law Center offers free workshops for tenants with housing problems. Call them at 510-548-4040 or visit their website at www.ebclc.org for a current schedule.

Continue to pay your rent. Non-payment of rent can be grounds for eviction and can damage your credit.

There are a number of options for getting repairs done including:

- **Mediation** is a process in which two people sit down with a third neutral person to resolve their differences. A number of local organizations provide mediation services to help resolve conflicts between tenants and landlords.



- **Call the City Inspectors.** Every city has a department that is responsible for inspecting properties. If your home is found to have a code violation, the inspector can issue a notice of violation to the landlord and impose fines.

- **Petition the Rent Board.** In some cities there is a local rent board where you can file a petition to have your rent lowered until the landlord makes the repairs. You will need to have documentation.
- **Other options** for minor repair needs may include the “Repair and Deduct” process or filing a suit in Small Claims Court. There are limitations and risks for these options so be sure to call a legal aid organization first before proceeding.

Before you act, find out more about your rights and responsibilities. If you have concerns about eviction, your residency status or other legal issues, contact a legal aid organization. See the back of this booklet for some resources.

What does the law require?

The landlord is required to keep the unit habitable. This means that the unit must be fit for occupation by human beings and that it substantially complies with state and local building and health codes.

A tenant must take reasonable care of the rented property and is responsible for repairing any damage caused by the tenant, the tenant's guests, children or pets.

Lead Laws:

State Housing Law clarifies the following responsibilities for pre-1978 property owners:

- **The owner must maintain the paint in good condition.**
Lead hazards are a violation of the state housing code.
- It is unlawful to create a lead hazard when doing work on a home or apartment.



Under Federal Law, if the unit was built before 1978 the landlord must provide the tenant with the booklet “Protect Your Family From Lead In Your Home” and disclose in writing any known lead-based paint and related hazards.

Before any paint disturbing work is done you must be provided with the booklet “Renovate Right.”

If you are a Section 8 tenant in a pre-1978 building and have a child under 6, there are rules that your landlord must follow to keep your unit safe. For more information, contact your local housing authority.

Be aware of your duties and rights as a tenant.

Tenant Resources for Lead Safe Housing

Phone list grouped by services provided

Tenant Education and Information about Tenant Rights

Alameda County Lead Poisoning Prevention Program	(510) 567-8280
Bay Area Legal Aid	(800) 551-5554
Berkeley Rent Stabilization Board	(510) 981-7368
California Indian Legal Service Inc.	(916) 978-0960 <i>or</i> (800) 829-0284
California Department of Consumer Affairs, Tenant Rights and Responsibilities	(800) 952-5210 <i>or</i> (916) 445-1254
Centro Legal de la Raza	(510) 437-1554
City of Berkeley Rental Housing Safety Program	(510) 981-5445
City of Oakland Rent Adjustment Program	(510) 238-3721
East Bay Community Law Center	(510) 548-4040
ECHO Housing (Eden Council for Hope & Opportunity)	(510) 581-9380
Eden Information and Referral Service	(510) 537-2710
EPA Region IX	(415) 972-3780
Housing Rights Inc.	(510) 548-8776 <i>or</i> (800) 261-2298
Law Center for Families	(510) 451-9261
Oakland Tenants Union	(510) 704-5276
Renters Rights Info	www.rentersrights.info
Repair and Deduct Hotline	(877) 474-2584
Sentinel Fair Housing	(800) 222-1753

Tenant Counseling

Bay Area Legal Aid	(800) 551-5554
Berkeley Rent Stabilization Board	(510) 981-7368
Centro Legal de la Raza	(510) 437-1554
City of Oakland Rent Adjustment Program	(510) 238-3721
East Bay Community Law Center	(510) 548-4040
ECHO Housing (Eden Council for Hope & Opportunity)	(510) 581-9380
Housing Rights Inc.	(510) 548-8776 <i>or</i> (800) 261-2298
Just Cause Oakland	(510) 763-5877
Sentinel Fair Housing	(510) 836-2687

Tenant/Landlord Mediation Services

Bay Area Legal Aid	(800) 551-5554
Berkeley Rent Stabilization Board	(510) 981-7368
City of Oakland Rent Adjustment Program	(510) 238-3721
SEEDS Community Resolution Center	(510) 548-2377
ECHO Housing (Eden Council for Hope & Opportunity)	(510) 581-9380
Housing Rights Inc.	(510) 548-8776 <i>or</i> (800) 261-2298
Sentinel Fair Housing	(510) 836-2687

Legal Advice

Alameda County Bar Association (referrals)	(510) 302-2222
Bay Area Legal Aid	(800) 551-5554
California Indian Legal Service Inc.	(916) 978-0960 <i>or</i> (800) 829-0284
Centro Legal de la Raza	(510) 437-1554
East Bay Community Law Center	(510) 548-4040
Law Center for Families	(510) 451-9261

Legal Advice (continued)

- Repair and Deduct Hotline..... (877) 474-2584
- Senior Legal Hotline (800) 222-1753

Tenant Advocacy, Organizing and Policy

- Centro Legal de la Raza (510) 437-1554
- Eviction Defense Center (510) 452-4541
- Housing Rights Inc. (510) 548-8776
 - Info-Line (800) 261-2298
- Just Cause Oakland (510) 763-5877
- Law Center for Families (510) 451-9261
- Oakland Tenants Union (510) 704-5276

Tenant Resources — more information

Detailed list in alphabetical order

Alameda County Bar Association

70 Washington St., Suite 200
Oakland, CA 94607
(510) 302-2222

Website: www.acbanet.org

Area served: Alameda County

Services provided: Lawyer referral services in mediation and arbitration, tenant/landlord clinics providing legal advice for low-income tenants.

Languages: English, Spanish

Continued on the next page

Alameda County Lead Poisoning Prevention Program

2000 Embarcadero, #300

Oakland, CA 94606

(510) 567-8280

Website: www.aclppp.org

Area served: Alameda County

Services provided: Case management of lead poisoned children, services for owners of residential properties built before 1978 in Alameda, Berkeley, Emeryville and Oakland, and a public information line for lead poisoning prevention information.

Languages: English, Spanish. Other languages by arrangement.

Bay Area Legal Aid

405 14th St., 11th Floor

Oakland, CA 94612

(800) 551-5554

Website: www.baylegal.org

Email: info@baylegal.org

Area served: Alameda, Contra Costa, Marin, Napa, Santa Clara, San Francisco and San Mateo Counties

Services provided: Free legal services for low income people concerning: housing, domestic violence, public benefits, health access, and housing discrimination, tenant education and information about tenant rights, tenant counseling, tenant/landlord mediation services, legal advice.

Languages: English. Translator can be provided with advanced notice.

Berkeley Rent Stabilization Board

2125 Milvia Street

Berkeley, CA 94704

(510) 981-7368 or TDD (510) 981-6903

Website: www.ci.berkeley.ca.us/Rent

Email: rent@ci.berkeley.ca.us

Area served: Berkeley

Services provided: Regulates residential rent increases in the City of Berkeley. Tenant education and information about tenant rights, tenant counseling, tenant/landlord mediation services.

Languages: English, Spanish

California Indian Legal Service Inc.

3814 Auburn Blvd., Suite 72
Sacramento, CA 95821
(510) 835-0284 or (800) 829-0284
Website: www.calindian.org
Email: contactcils@calindian.org

Area served: California

Services provided: Provides legal representation for Native Americans. Tenant education and information about tenant rights, legal advice, Indian law issues; tribal public housing information, rights and benefits particular to Indian people concerning a variety of issues affecting low-income Indians

Languages: English, Spanish

California Department of Consumer Affairs, Tenant Rights and Responsibilities

1625 North Market Blvd., Suite N112
Sacramento, CA 95834
(800) 952-5210 or (916) 445-1254
TDD: (916) 322-1700 or (800) 326-2297
Website: www.dca.ca.gov/legal/landlordbookdca@dca.ca.gov
Email: dca@dca.ca.gov

Area served: California

Services provided: Free booklet that informs tenants of their rights.

Centro Legal de la Raza

2501 International Blvd.
Oakland, CA 94601
(510) 437-1554
Website: www.centrolegal.org
Email: info@centrolegal.org

Area served: Alameda County

Services provided: Provides housing advocacy, student empowerment, worker advocacy, immigration law clinics, consumer protection, domestic violence and lawyer referrals. Tenant education and information about tenant rights, tenant counseling, legal advice, tenant organizing.

Languages: English, Spanish

City of Berkeley Rental Housing Safety Program

2180 Milvia St.

Berkeley, CA 94704

(510) 981-5445

TDD (510) 981-6903

Website: www.ci.berkeley.ca.us/housing/rhsp

Email: RHSP@ci.berkeley.ca.us

Area served: Berkeley

Services provided: Provides safety inspections for property owners and tenants.

Languages: English, Spanish

City of Oakland Rent Adjustment Program

250 Frank Ogawa Plaza, 5th floor

Oakland, CA 94612

(510) 238-3721

Website: www.oaklandnet.com/government/hcd

Area served: Oakland

Services provided: Assists with problems of excessive rent increases, evictions and discrimination. Tenant education and information about tenant rights, tenant counseling, tenant/landlord mediation services.

Languages: English, Spanish. Chinese and Vietnamese with prior notice.

East Bay Community Law Center

2921 Adeline St.

Berkeley, CA 94703

(510) 548-4040

Website: www.ebclc.org

Email: webinquiry@ebclc.org

Area served: East Bay

Services provided: Free community workshops for tenants who have disputes with their landlords regarding repairs, evictions, subsidized housing, rent increases, security deposits and lead paint. Tenant education and information about tenant rights, tenant counseling, and legal advice through tenant workshops.

Languages: English, Spanish

SEEDS Community Resolution Center **Services that Encourage Effective Dialogue and Solutions**

1968 San Pablo Ave.

Berkeley, CA 94702

(510) 548-2377

Website: www.seedscrc.org

Email: info@seedscrc.org

Area served: Alameda, Albany, Berkeley, Emeryville, Oakland, Piedmont and surrounding communities.

Services provided: Tenant/landlord mediation services, consultation, facilitation, training in conflict resolution, legal referrals.

Languages: English, Spanish

ECHO Housing (Eden Council for Hope & Opportunity)

770 A St.

Hayward, CA 94541

(510) 581-9380 or 1-888-887-3246

Website: www.echofairhousing.org

Area served: Alameda, Berkeley, Emeryville, Oakland, Hayward, Fremont, San Leandro, San Lorenzo, Castro Valley, Union City, Newark, Sunol, Dublin, Pleasanton and Livermore

Services provided: Tenant education and information about tenant rights, tenant counseling, tenant/landlord mediation services, mortgage pre-purchase, default counseling, rental assistance with move-in or delinquent rent.

Languages: English, Spanish. Language line used for all other languages.

Eden I&R, Inc. (Information & Referral)

570 B Street

Hayward, CA 94541

(510) 537-2710

Information & Referral service phone number: 2-1-1 or 1-888-886-9660

Website: www.edenir.org or www.211alamedacounty.org

Email: info@edenir.org

Area served: Alameda County

Services provided: Provides a wide range of health, housing, and human services information and referrals including housing, medical, counseling, energy bill assistance, legal aid, etc. via the free, three-digit community service telephone line 2-1-1.

Languages: English, Spanish, Cantonese, Mandarin, Vietnamese



EPA Region IX

75 Hawthorne St.
San Francisco, CA 94105
(415) 972-3780

Website: www.epa.gov/region9

Area served: Arizona, California, Hawaii, Nevada, the Pacific Islands, and over 140 Tribal Nations

Services provided: Follow-up on complaints about landlords who fail to inform tenants of lead hazards.

Languages: English

Eviction Defense Center

1611 Telegraph Ave., Ste. 726
Oakland, CA 94612
(510) 452-4541

Area served: Alameda, Albany, Berkeley, Emeryville, Hayward, Oakland, Piedmont, Richmond, and San Leandro

Services provided: Defends low-income tenants who receive unlawful detainer lawsuits after being given an eviction notice from their landlords, tenant advocacy, organizing and policy.

Languages: English, Spanish

Housing Rights Inc.

1966 San Pablo Ave
Berkeley, CA 94702
(510) 548-8776 or (800) 261-2298

Website: www.housingrights.org

Email: hri@housingrights.com

Area served: Northern Alameda and Contra Costa Counties

Services provided: Investigation of housing discrimination complaints, eviction prevention, information and referrals regarding housing resources, home ownership information and preparation, tenant organizing through the Affordable Housing Advocacy Project, education of and support for recipients of rental subsidies, tenant education and information about tenant rights, tenant counseling, tenant/landlord mediation services, tenant advocacy, organizing and policy.

Languages: English, Spanish. Language line used for all other languages.

Just Cause Oakland

P.O. Box 3596

1611 Telegraph Ave., #415

Oakland, CA 94609

(510) 763-5877

Website: www.justcauseoakland.org

Email: victory@justcauseoakland.org

Area served: Oakland

Services provided: Tenant organizing and tenant self defense

Languages: English, Spanish

Law Center for Families

510 16th St., Ste. 300

Oakland, CA 94612

(510) 451-9261

Website: www.lcff.org

Email: info@lcff.org

Area served: Alameda, Berkeley, Emeryville and Oakland

Services provided: Family law, housing law, consumer law, and language access, tenant education and information about tenant rights, legal advice, tenant advocacy, organizing and policy

Languages: English, Spanish, Korean, American sign language; appointments with interpreters are also available.

Oakland Tenants Union

4043 Piedmont Ave.

P.O. Box 227

Oakland, CA 94611

(510) 704-5276

Website: www.oaklandtenantsunion.org

Area served: Oakland

Services provided: Tenant education and information about tenant rights, tenant advocacy, organizing and policy.

Languages: English

Renters Rights Info

Website: www.rentersrights.info

Area served: Alameda County

Services provided: A web site designed to provide renters with information they can use to resolve conflicts with their landlord or property manager, tenant education and information about tenant rights.

Languages: English

Repair and Deduct Hotline

(800) 806-8111

Website: www.rentersrights.info

Area served: Bay Area

Services provided: Provides a handbook to educate tenants of their legal rights to ensure decent housing, including how to use State law to get repairs made and sample letters. This is a partnership between East Bay Community Law Center and Housing Rights Inc.

Languages: English

Senior Legal Hotline

444 North 3rd St., #312

Sacramento, CA 95811

(800) 222-1753

Website: www.seniorlegalhotline.org

Area served: California

Services provided: Free-over-the phone legal advice from an attorney or paralegal for seniors 60 or older.

Languages: English, Spanish

Sentinel Fair Housing

510 16th St., Ste. 560

Oakland, CA 94612

(510) 836-2687

Website: www.SentinelFairHousing.org

Email: help@sentinelfairhousing.org

Area served: Oakland, Alameda

Services provided: Investigation of complaints of housing discrimination to help verify if discrimination has occurred, referrals to attorneys or state and federal agencies for further action, mediation services, education and training for those in the real estate industry and to prospective tenants or buyers, individual counseling to tenants and landlords about their rights and responsibilities, and referrals.

Languages: English

DON'T KNOW WHAT AGENCY OR NUMBER TO CALL WHEN YOU OR SOMEONE YOU KNOW NEEDS COMMUNITY SERVICE INFORMATION?



ONE CALL LINKS YOU TO HELP IN YOUR COMMUNITY



Call 2-1-1 for help in finding the services you need:

- Affordable housing
- After-school programs
- Tenants' rights assistance
- Public assistance programs
- Emergency shelters
- Legal aid & consumer assistance
- Hot meals and food programs
- Rental and utility assistance
- Services for battered women
- Child care services
- Physical & mental health care programs
- And MORE!

If 2-1-1 is temporarily unavailable on your phone, call 1-888-886-9660.
Please go to www.211alamedacounty.org for more information.

**Call 2-1-1 for Health, Housing, and Human Services.
Free and Confidential. 24 Hours a day, 7 days a week. Multi-lingual.**

Call 911 for Emergencies.



Steps to Lead-Safe Housing

Things to do after reading this booklet:

- If you have a child under 6 who has never been tested for lead, call your doctor to schedule an appointment for a blood lead test.
- Find out what year your home was built. If it was built before 1978:
 - Check for peeling paint. Look inside and outside.
 - Look for dust and paint chips.
 - Check for bare soil especially in play areas.
 - Wet clean any areas with dust or chipping paint.
 - Notify your landlord if you find any peeling paint.
- Check your home for any other sources of lead listed on page 6 including:
 - Imported dishes
 - Home remedies
 - Job-related lead

If you have any questions, call the Alameda County Lead Poisoning Prevention Program at 510-567-8280 or go to www.aclppp.org